



ಬೃಹತ್ ಬೆಂಗಳೂರು ಮಹಾನಗರ ಪಾಲಿಕೆ
Bruhat Bengaluru Mahanagara Palike



BBMP COVID-19 WAR ROOM 18.07.2022

BBMP / COVID-19 WAR ROOM / BULLETIN – 847 /18.07.2022 / #BBMPfightsCOVID19



OVERVIEW OF COVID-19 IN BENGALURU



CASE TRENDS

ACTIVE CASES **6,992**

Confirmed Cases

993

18,20,438 #

Recovered Cases

879

17,96,473 #

Death Cases

0

16,973 #



HOSPITALIZATION

27

ICU – V

2

ICU

3

HDU

1

General

21

INCLUDES GOVT. QUOTA AND PRIVATE WALK-IN HOSPITALIZATION



VACCINATION

4,288

1,99,25,531 #

First Dose

191

96,48,026 #

Second Dose

538

93,46,841 #

Precaution Dose

3,559

9,30,664 #



TRIAGING

MTU

24

Tele Triage

615



ACTIVE CLUSTERS

18

Budding Clusters (<5 Cases)

17

Clusters (> 5 cases)

1



TESTING

11,683

3,08,25,025 #

RAT

2,770

RTPCR

8,913

Positivity : 5.99%

*FOR LAST 7 DAYS

: indicates cumulative numbers till date



ABSTRACT OF COVID-19 SCENARIO IN BENGALURU

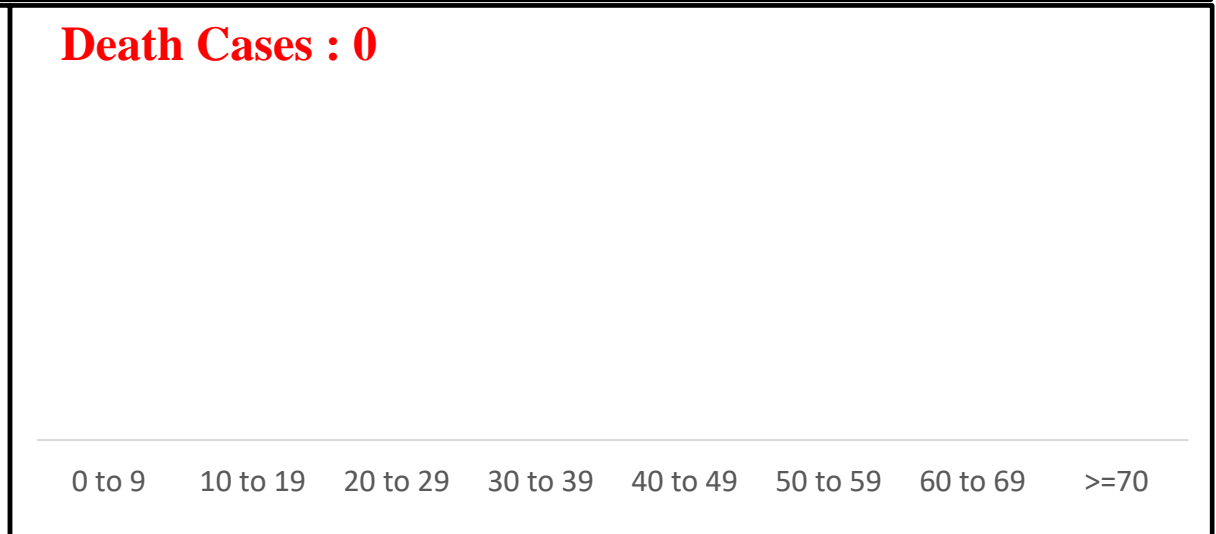
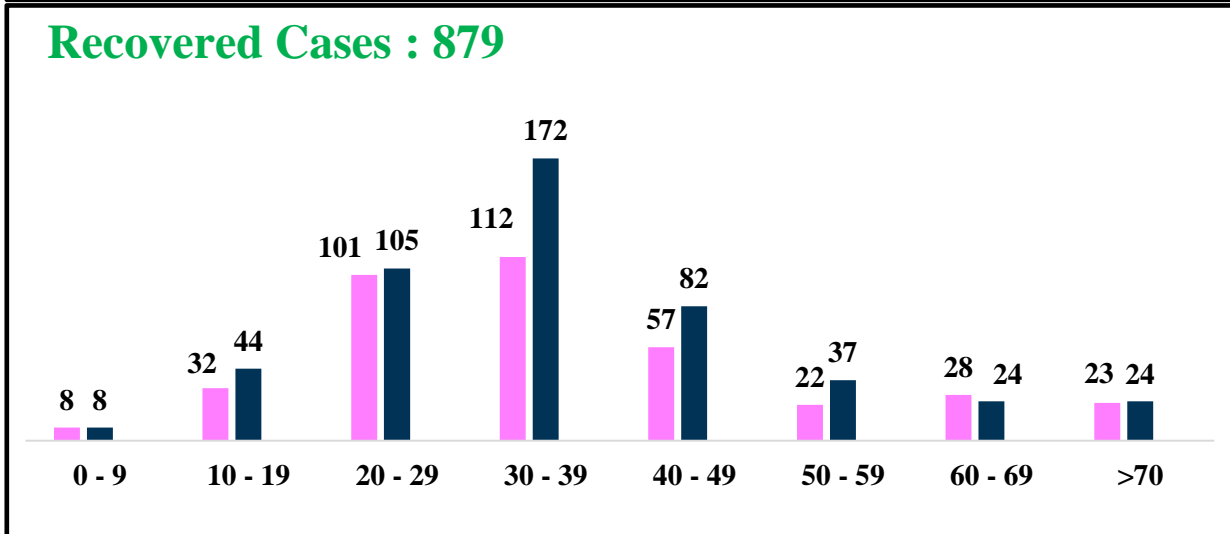
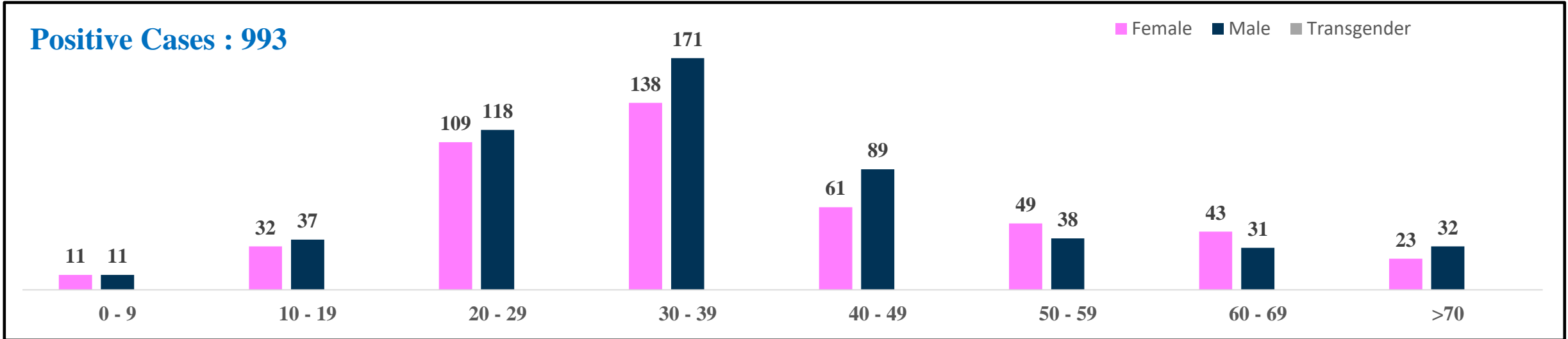


	MALE			FEMALE			TRANSGENDER			TOTAL		
	Last 24 Hours	Last 7 Days	Cumulative	Last 24 Hours	Last 7 Days	Cumulative	Last 24 Hours	Last 7 Days	Cumulative	Last 24 Hours	Last 7 Days	Cumulative
Positive Cases	527	3,834	10,74,866	466	3,087	7,44,680	0	0	196	993	6,921	18,20,438
Recovered Cases	496	3,400	10,60,150	383	2,783	7,36,231	0	0	185	879	6,183	17,96,473
Death Cases	0	1	10,749	0	1	6,220	0	0	4	0	2	16,973
Total Tests Done	In Last 24 hrs. : 11,683			In last 7 days : 1,15,528			Cumulative : 3,08,25,025					
Vaccine Doses Administered	In Last 24 hrs. : 4,288			In last 7 days : 85,016			Cumulative : 1,99,25,531					
ACTIVE CASES									6,992			

*Covid deaths occurred today : 00 | Covid deaths occurred beyond last 24 hrs., reported today : 00



LAST 24 HOURS AGE GROUP AND GENDER WISE DISTRIBUTION

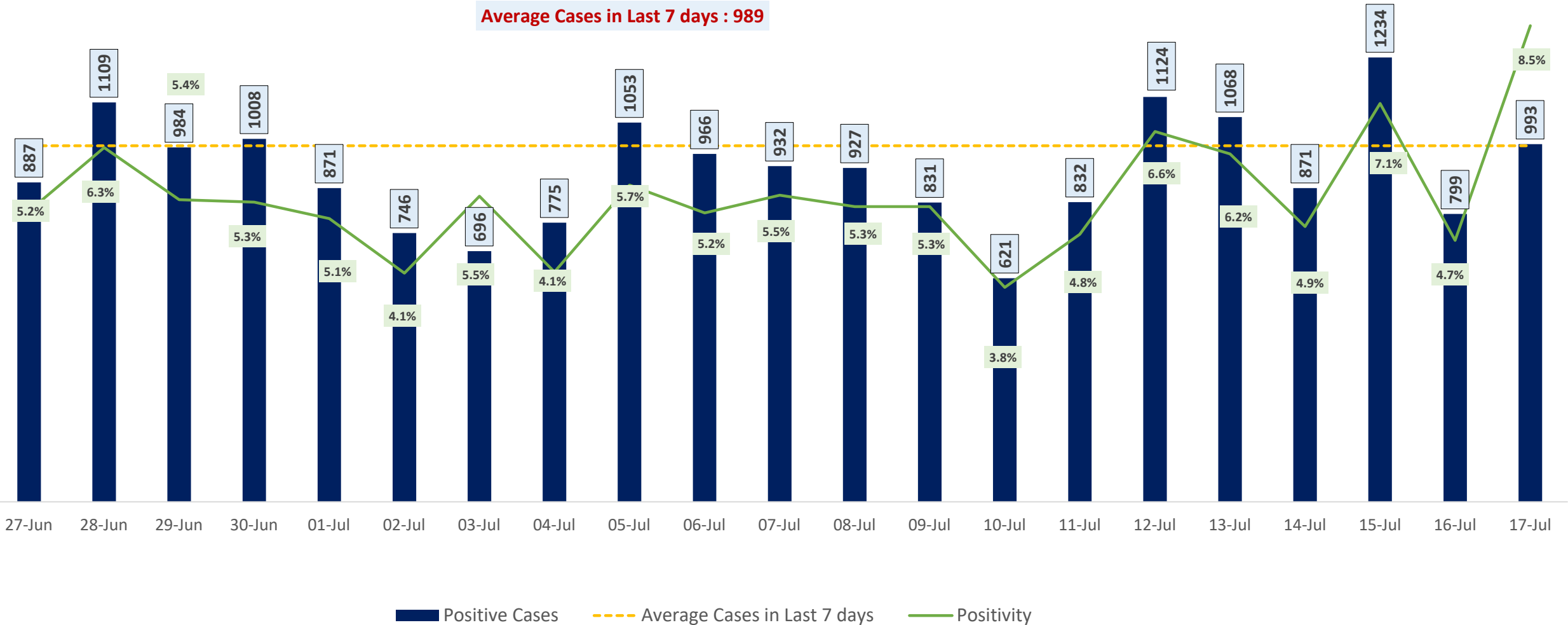




POSITIVITY RATE OF BENGALURU – LAST 21 DAYS



Average Cases in Last 7 days : 989

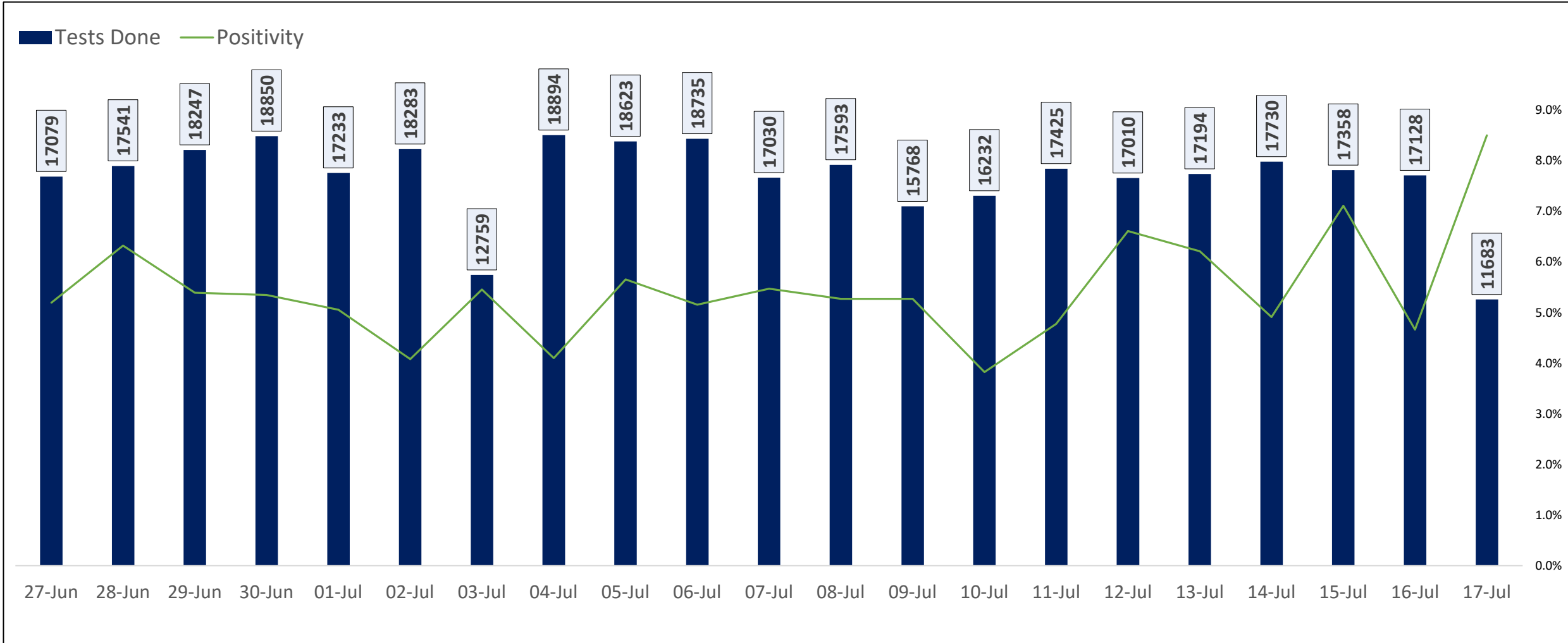




TESTING TRENDS IN BENGALURU

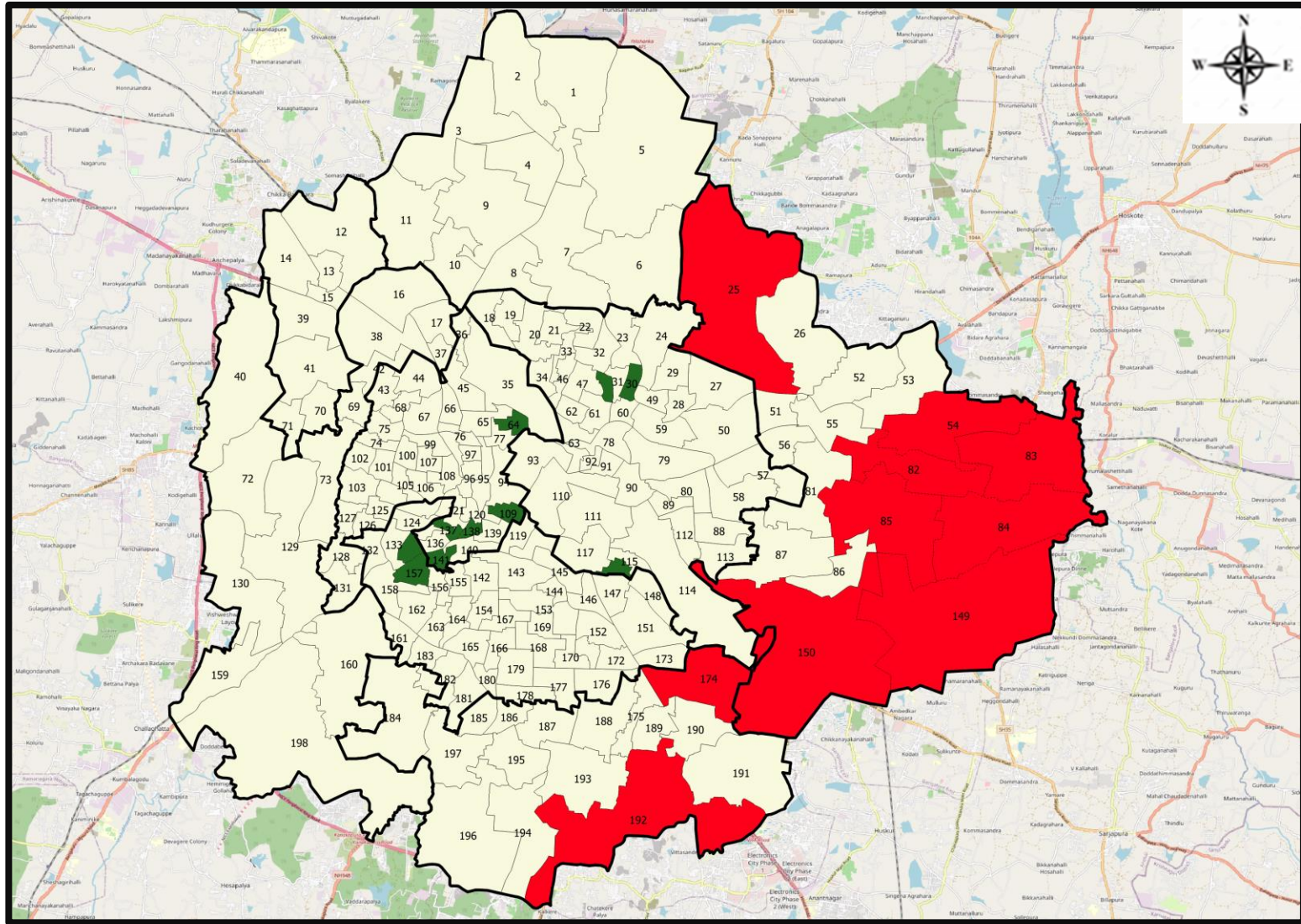


Total Test Conducted Till Date	Test Conducted Last 24 hours	Last 7 Days Average
3,08,25,025	11,683	16,504





BENGALURU URBAN MAP SHOWING TREND OF POSITIVE CASES IN LAST 7 DAYS



Top 10 wards reporting highest number of positive cases in last 7 days

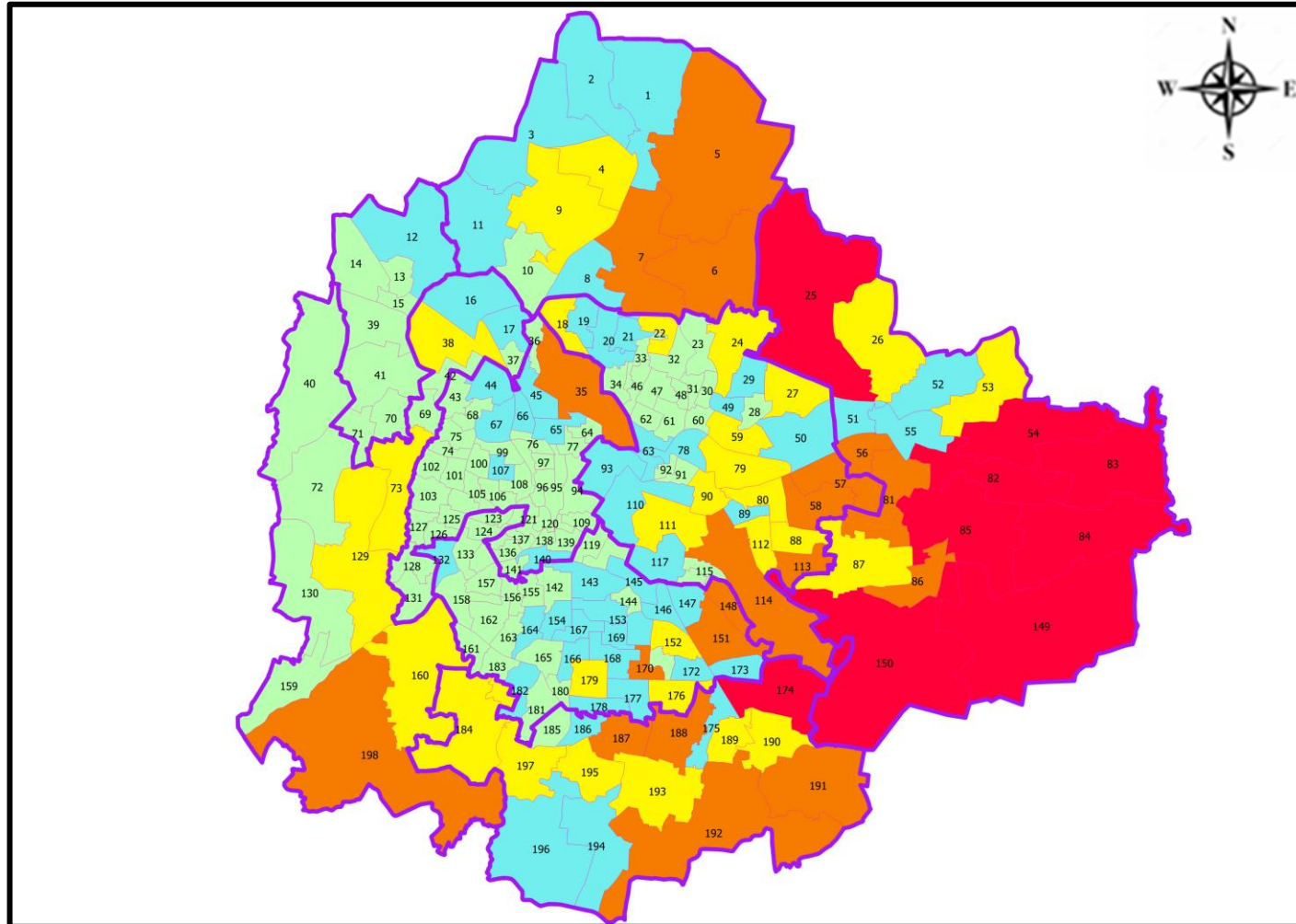
Ward No.	Ward Name	Daily Cases Average
150	Bellanduru	79
83	Kadugodi	50
85	Dodda Nekkundi	37
174	HSR Layout	27
149	Varthuru	26
25	Horamavu	26
54	Hudi	21
84	Hagadur	18
82	Garudachar Palya	15
192	Begur	14







Top 10 wards reporting least number of positive cases in last 7 days

Ward No.	Ward Name	Daily Cases Average
157	Gali Anjaneya Temple	0
141	Azad Nagar	0
138	Chalavadipalya	0
137	Rayapura	0
134	Bapuji Nagar	0
116	Nilasandra	0
109	Chickpete	0
64	Rajamahall Guttahalli	0
48	Muneshwara Nagar	0
30	Kadugondanahalli	0



BENGALURU MAP SHOWING INTENSITY OF POSITIVE CASES IN LAST 7 DAYS



-  **Level 1 : 0 to 10 Cases**
-  **Level 2 : 10 to 25 Cases**
-  **Level 3 : 25 to 50 Cases**
-  **Level 4 : 50 to 100 Cases**
-  **Level 5 : More than 100 Cases**
-  **Zone Boundaries**

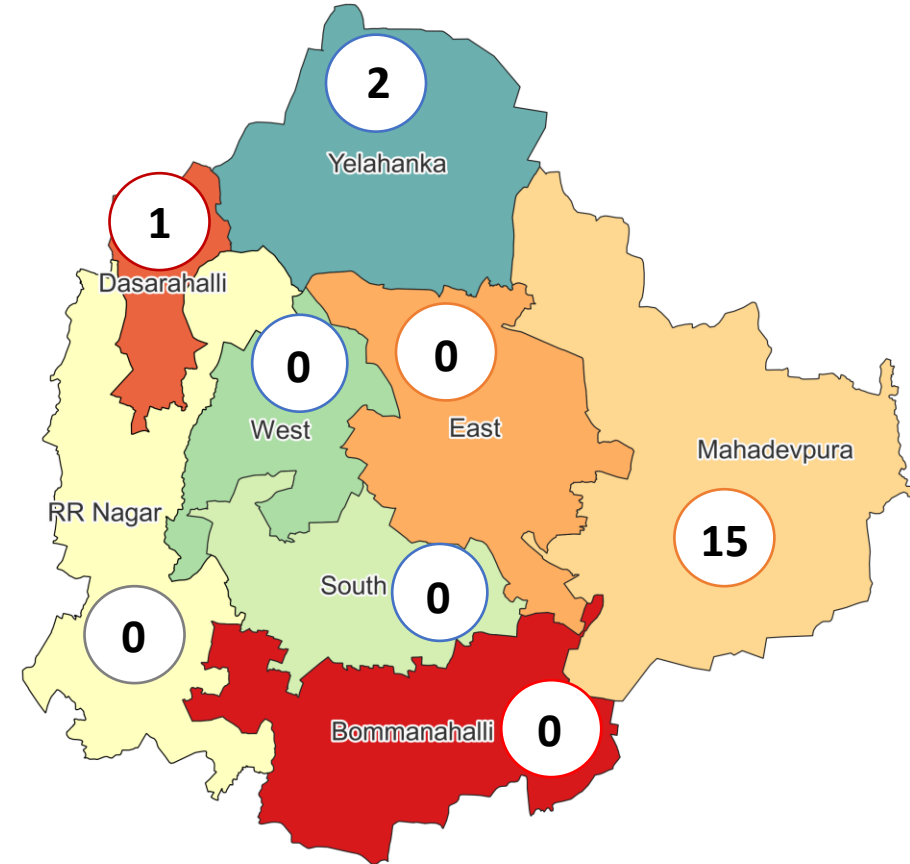


CLUSTER DETAILS



Zone Name	TOTAL CLUSTERS	Budding Clusters	Clusters	Outbreaks
		Less Than 5 Cases	5 To 14 Cases	More Than 14 Cases
BOMMANAHALLI	0 (-)	0 (-)	0 (-)	0 (-)
DASARAHALLI	1 (▲1)	0 (-)	1 (▲1)	0 (-)
EAST	0 (-)	0 (-)	0 (-)	0 (-)
MAHADEVPURA	15 (-)	15 (-)	0 (-)	0 (-)
RR NAGAR	0 (-)	0 (-)	0 (-)	0 (-)
SOUTH	0 (-)	0 (-)	0 (-)	0 (-)
WEST	0 (-)	0 (-)	0 (-)	0 (-)
YELAHANKHA	2 (▲1)	2 (▲1)	0 (-)	0 (-)
TOTAL	18 (▲2)	17 (▲1)	1 (▲1)	0 (-)

Total Active Clusters



Types of Clusters

Zone Name	Apartments/ Villa	Individual House	Hostels/Quarters	Others	Schools/Colleges
BOMMANAHALLI	0 (-)	0 (-)	0 (-)	0 (-)	0 (-)
DASARAHALLI	0 (-)	1 (▲1)	0 (-)	0 (-)	0 (-)
EAST	0 (-)	0 (-)	0 (-)	0 (-)	0 (-)
MAHADEVPURA	15 (-)	0 (-)	0 (-)	0 (-)	0 (-)
RR NAGAR	0 (-)	0 (-)	0 (-)	0 (-)	0 (-)
SOUTH	0 (-)	0 (-)	0 (-)	0 (-)	0 (-)
WEST	0 (-)	0 (-)	0 (-)	0 (-)	0 (-)
YELAHANKHA	2 (▲1)	0 (-)	0 (-)	0 (-)	0 (-)
TOTAL	17 (▲1)	1 (▲1)	0 (-)	0 (-)	0 (-)

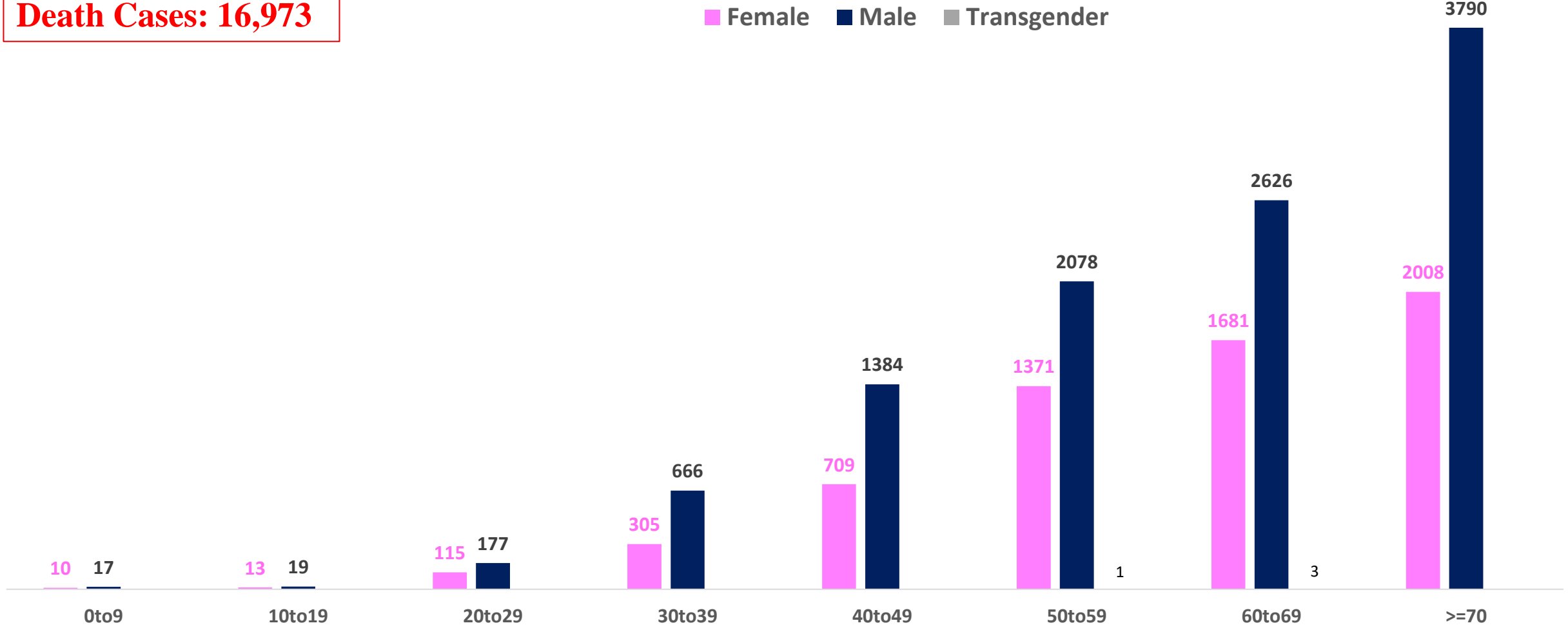
▲▼ : Shows increase and decrease in numbers as compared to previous day



AGE AND GENDER WISE DISTRIBUTION OF DEATH CASES



Death Cases: 16,973





VACCINATION COVERAGE AS ON 17.07.2022



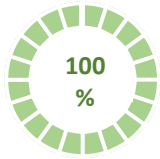
Total Doses Administered

1,99,25,531

▲ 4,288

Total 12-14 years Population : 2.82 Lakhs

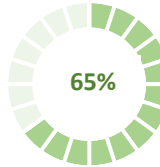
1ST DOSE



2,80,533
Doses administered

▲ 92

2ND DOSE

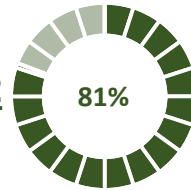


1,83,142
Doses administered

▲ 348

Total 15-18 years Population : 4.42 Lakhs

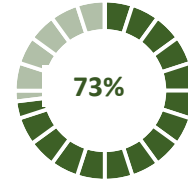
1ST DOSE



3,57,141
Doses administered

▲ 17

2ND DOSE

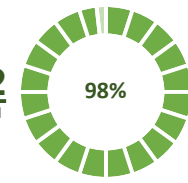


3,22,912
Doses administered

▲ 47

Total adult Population : 91.7 Lakhs

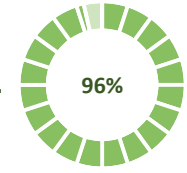
1ST DOSE



90,10,352
Doses administered

▲ 82

2ND DOSE



88,40,787
Doses administered

▲ 143

Priority Group*

Health Care Workers

Dose 1

2,10,353

Doses administered

▲ 0

Dose 2

2,06,997

Doses administered

▲ 0

Frontline Workers

Dose 1

3,81,922

Doses administered

▲ 0

Dose 2

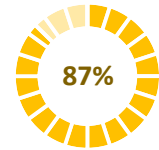
3,73,237

Doses administered

▲ 1

18 - 44 Years Coverage

Dose 1

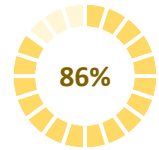


57,43,001

Doses administered

▲ 74

Dose 2



56,25,477

Doses administered

▲ 112

PRECAUTION DOSE



9,30,664

Doses administered

▲ 3,559

PRECAUTION DOSES ADMINISTERED

Health Care Workers

89,652

Booster Doses administered

▲ 46

Front Line Workers

1,21,486

Booster Doses administered

▲ 129

60 + Years Coverage

3,64,959

Booster Doses administered

▲ 283

18 + Years Coverage

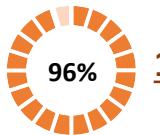
3,54,567

Booster Doses administered

▲ 3,101

45 – 59 Years Coverage

Dose 1

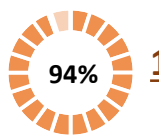


16,94,870

Doses administered

▲ 5

Dose 2



16,71,432

Doses administered

▲ 20

60 + Years Coverage

Dose 1



9,80,206

Doses administered

▲ 3

Dose 2



9,63,644

Doses administered

▲ 10

▲ indicates the increase in last 24 hours



COVID-19 SCENARIO IN BENGALURU AND OTHER METROPOLITAN CITIES



CITY NAME	Positive Cases	Active Cases	Recovered	Deceased	Vaccine Doses Administered
New Delhi	19,44,015	1,974	19,15,749	26,292	3,54,78,811
Bengaluru*	18,20,438	6,992	17,96,473	16,973	2,29,93,278
Mumbai	11,20,173	2,300	10,98,241	19,632	2,16,19,057
Chennai	7,76,311	5,823	7,61,419	9,069	1,08,03,740
Kolkata	4,47,192	272	4,41,264	5,656	1,04,95,913

Source : <https://dashboard.cowin.gov.in/> at 7:30pm (18.07.2022)
Source : <https://www.covid19bharat.org/> at 7:30pm(18.07.2022)

*includes BBMP & Bengaluru Urban



SNAPSHOT OF COVID-19 CASES IN BENGALURU URBAN



**Total Wards With
< =10 Cases* :
82**

**Tests Conducted
On 17.07.2022:
11,683**

**Recovery
Rate:
98.68%**

**Total
Active Cases :
6,992**

**Total Vaccinated on
17.07.2022:
4,288**

**Positivity
Rate* :
5.99%**

**Active
Rate:
0.38%**

**Case
Fatality Rate* :
0.03%**



*Total positive cases In the past 7 days

*CFR and positivity is for Past 7 days



ಬೃಹತ್ ಬೆಂಗಳೂರು ಮಹಾನಗರ ಪಾಲಿಕೆ
Bruhat Bengaluru Mahanagara Palike



Download BBMP Bulletin	https://apps.bbmpgov.in/covid19/mediabulletin.php
For BBMPCovid19 Bed Status:	https://apps.bbmpgov.in/covid19/en/Bedstatus.php
To register for vaccination :	https://selfregistration.cowin.gov.in/
BBMP COVID19 Dashboard:	https://apps.bbmpgov.in/covid19/
Follow us on:	 www.facebook.com/bbmp.comm1/
	 twitter.com/BBMPCOMM

Issued by:

Honorable Chief Commissioner, BBMP
Special Commissioner Health & IT, BBMP
MD, Bengaluru Smart City Limited

THANK YOU !

